
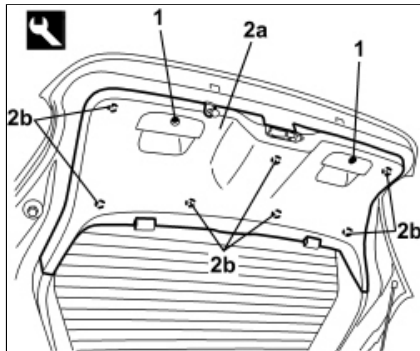



NUOVA BRAVO 1.4 16v TAILGATE LOWER INTERIOR PANEL-R R 7015A05



[back to REAR WIPER MOTOR - R+R](#) Removing ([Refitting](#) )

- Open the tailgate.

1. Undo the bolts.

2. Remove the lower inner panel (2a) releasing the inner retainers (2b) using the special tool.

| Tool | Description | Function | Validity |
|------------|-------------|------------------|----------|
| 1878077000 | Knife | Retainer removal | |

 Refitting ([Removing](#) )

- Check that the lower inner panel is not damaged.

- Position the panel and engage the inner retainers.

- Tighten the bolts.

- Close the tailgate.