


Removing ([Refitting](#))

- Disconnect the negative battery terminal.

Op. 5580C18 AIR BAG MODULE - R+R

1. Remove the plastic protection.
2. Disconnect the electrical connection for clock spring.


	Description	Connector
2	Driver's Air Bag	Q009

3. Undo the fixing nut.

4. Remove the steering wheel.


Refitting ([Removing](#))

- Position the steering wheel in the housing and tighten the fixing nut to the recommended torque.

	Value - daNm	Fastening	Component	Ø
.	5	Nut	STEERING WHEEL	M16 X 1.5

- Position the plastic protection.

- Connect the electrical connection.

	Description	Connector
.	Driver's Air Bag	Q009

- Connect the negative battery terminal