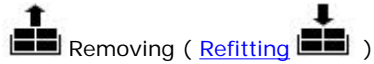


NUOVA FIAT 500 1.2 8v R.R THIRD LOAD LINE 7210A48

[back to LOWER TRACK CONTROL ARM \(WITH BALLJOINT\) FOR LEFT OR RIGHT FRONT SUSPENSION \(ONE\) - R+R - CHECK WHEEL GEOMETRY SEPARATELY](#)



- Position the vehicle on a lift.
- Disconnect the negative battery terminal.

	Description	Connector
-	Battery	See BATTERY A001

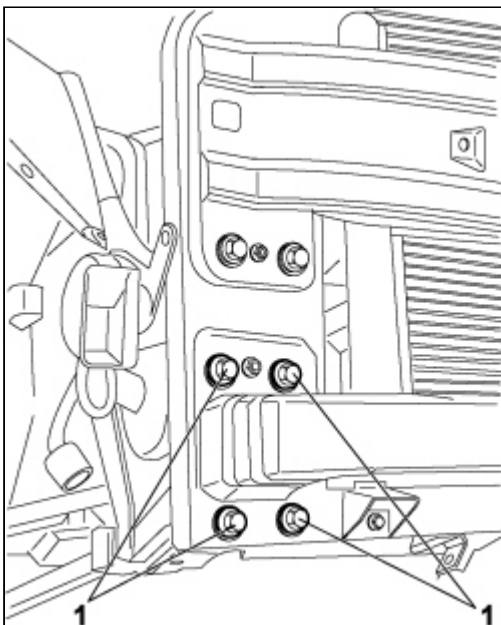
[Op. 4450B12 FRONT WHEELS \(TWO\) - R+R](#)

[Op. 4410D22 BRACKET FIXING FRONT SUSPENSION CROSSMEMBER TO BODYSHELL \(ONE\), LEFT OR RIGHT - R.R.](#)

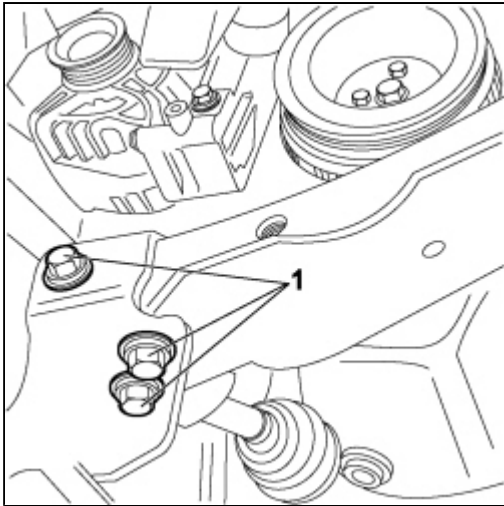
[Op. 7055B66 ENGINE COMPARTMENT DUST COVER IN RIGHT FRONT WHEEL ARCH - R.R.](#)

[Op. 7210E10 R.R. FRONT BUMPER](#)

1. Unscrew the lower crossmember fixing bolts.



1. Undo the track control arm side panel/strut fixing bolts.



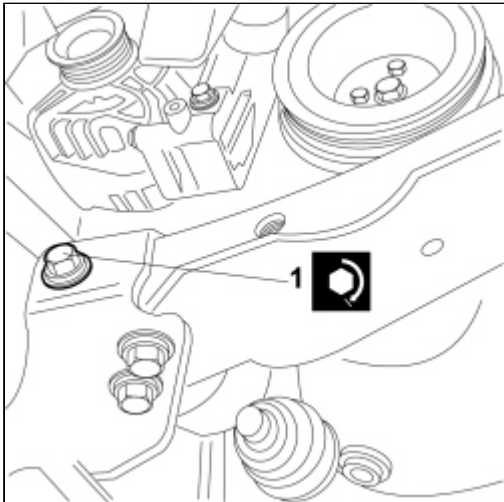
- Remove the panel/strut from its housing.



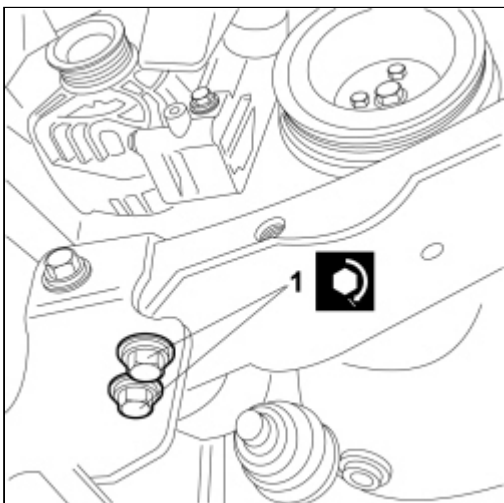
Refitting ([Removing](#) )

- Place the side panel/strut in position.

1. Tighten the side fixing bolt to the recommended torque.



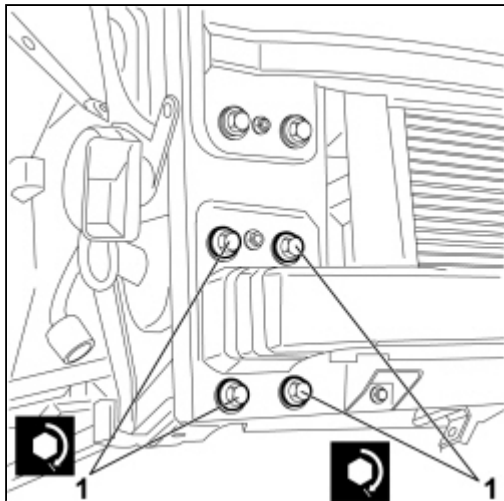
Component	Fastening	dia	Value (daNm)	Validity
Third load line (on suspension crossmember side fastening)	Bolt	M12x1.25	7.0	all versions



1. Tighten the panel/strut fixing bolts to the recommended torque.

Component	Fastening	dia	Value (daNm)	Validity
Third load line (on suspension crossmember)	Bolt	M10x1.25	5.5 + 90°	all versions

1. Tighten the bolts fixing the lower crossmember to the recommended torque.



Op. 7210E10 R.R. FRONT BUMPER

**Op. 4410D22 BRACKET FIXING FRONT SUSPENSION
CROSSMEMBER TO BODYSHELL (ONE), LEFT OR RIGHT - R.R.**

**Op. 7055B66 ENGINE COMPARTMENT DUST COVER IN RIGHT
FRONT WHEEL ARCH - R.R.**

Op. 4450B12 FRONT WHEELS (TWO) - R+R

- Connect the negative battery terminal.

	Description	Connector
-	Battery	See BATTERY A001

- Remove the vehicle from the lift.