
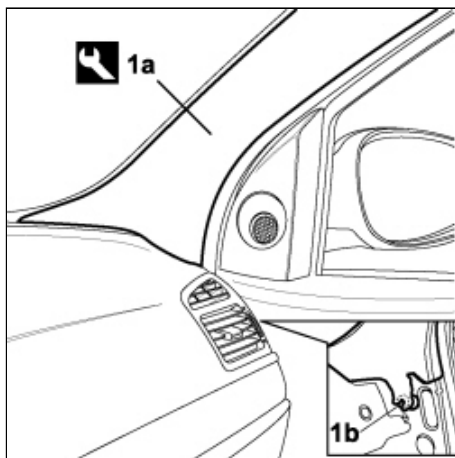

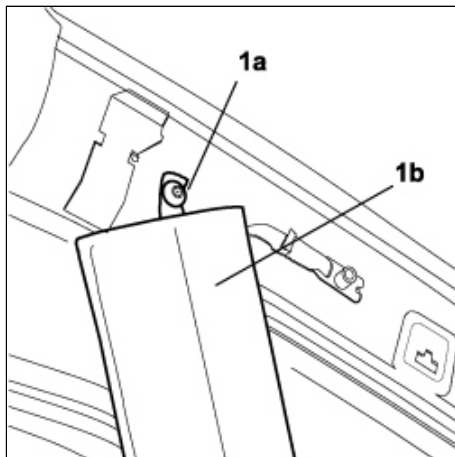


CROMA 2.2 FRONT PILLAR TRIM (ONE), LEFT OR RIGHT - R.R. 7040H30



[back to ROOF PANEL LINING - R.R.](#) Removing ([Refitting](#) )

1. Release the front door housing seal as necessary, using the special tool release the front pillar cover (1a) from its housing without removing it, releasing it from the retainer (1b).

Tool	Description	Function	Validity
1878077000	Knife	Retainer removal	



1. Undo the bolt (1a) fixing the rod to the bodywork and remove the front pillar cover (1b).

 Refitting ([Removing](#) )

- Check that the front pillar cover is not damaged.
- Tighten the bolt fixing the rod to the bodywork.
- Place the front pillar cover in position attaching it to the special retainers.
- Fit the front door housing seal.