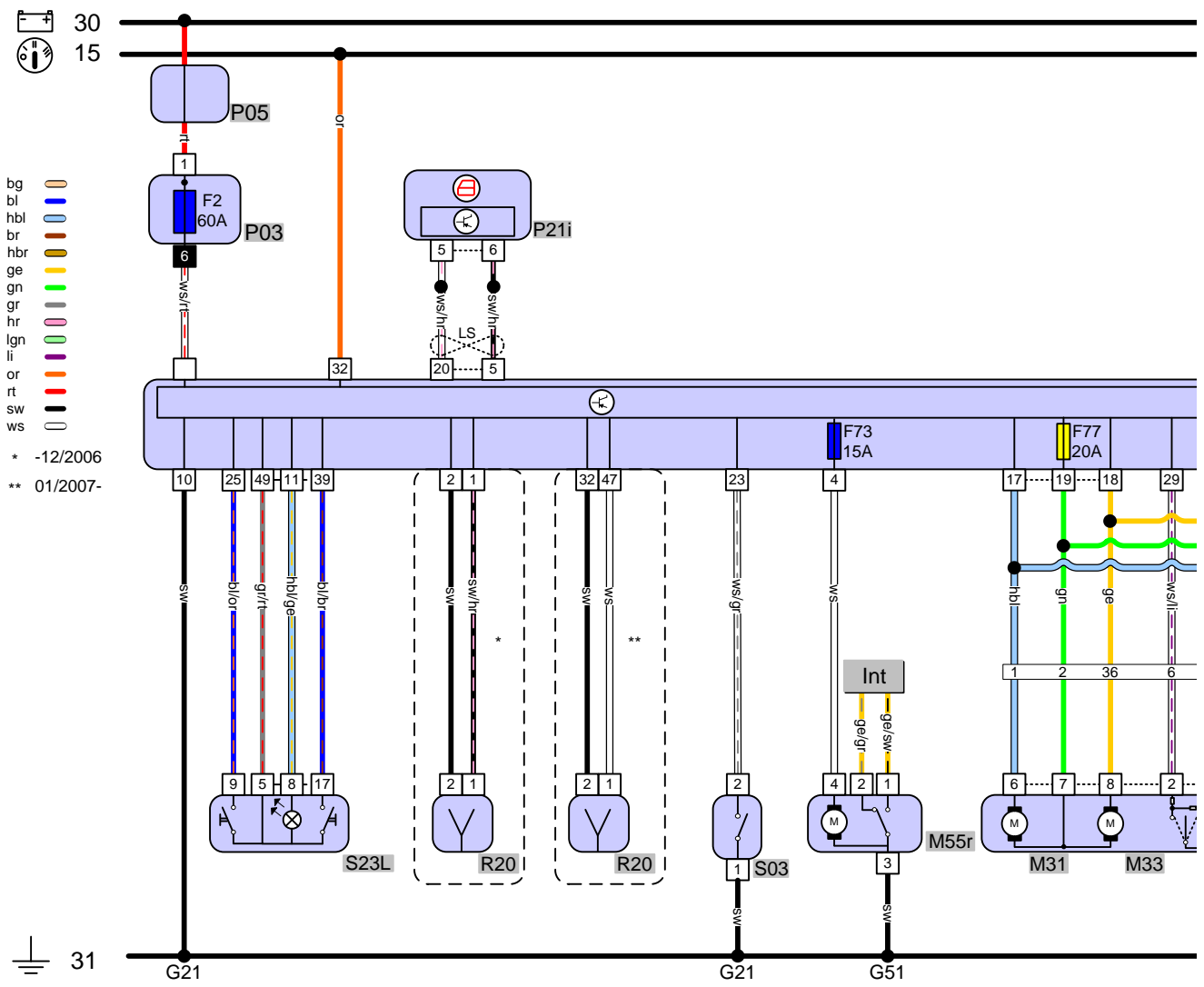


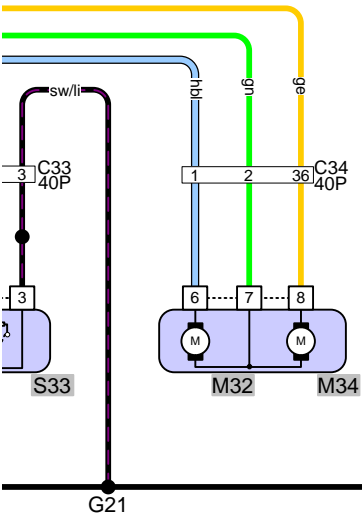
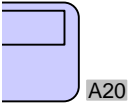
Fiat Punto (199)

Year of constr. 2006-2010 • 1248 ccm • 55 kW

Contents

Addition > Comfort accessories > Central locking > 3-door > ... - 2008-09-30 (Original size)	2
Components	4





Components

Should components occur several times, the number is indicated in brackets after the component designation.

15	Ignition on - 15
15A	Fuse 15 A
20A	Fuse 20 A
30	Battery voltage - 30
31	Ground - 31
60A	Maxi fuse 60 A
A20	CHASSIS ECU
C33	Connector in driver door
C34	Connector in passenger door
G21	Ground by LH A-pillar (3)
G51	Ground in luggage compartment LH
Int	Interior light
LS	CAN-BUS low speed
M31	Door locking actuator Front FL
M32	Door locking actuator Front Passenger side
M33	MOTOR DUAL LOCKING DRIVER DOOR
M34	MOTOR DUAL LOCKING PASSENGER DOOR
M55r	Hatchback closing assist actuator
P03	Electric unit fuse box Engine compartment
P05	Main fuse box Engine compartment
P21i	Instrument cluster
R20	Central locking aerial (2)
S03	Inertia switch
S23L	C/LOCKING SWITCH
S33	Position switch of C/Locking system actuator DRIVER DOOR
bg	beige
bl	blue
br	brown
ge	yellow
gn	green
gr	light grey
hbl	light blue
hbr	light brown
hr	pink
lgn	light green
li	purple
or	orange
rt	red
sw	black
ws	white