
THE FIAT PANDA



F I A T

FIAT PANDA

The Panda with its distinctive looks and unmistakable individuality has won international acclaim. The reasons behind this remarkable success are easy to recognise.

Stylish design proliferates inside and out. The unique chunky look and modern interior gives the Panda an identity all of its own.

But like every Fiat the Panda has an impeccable pedigree that brings together performance and practicality. Performance that is typified

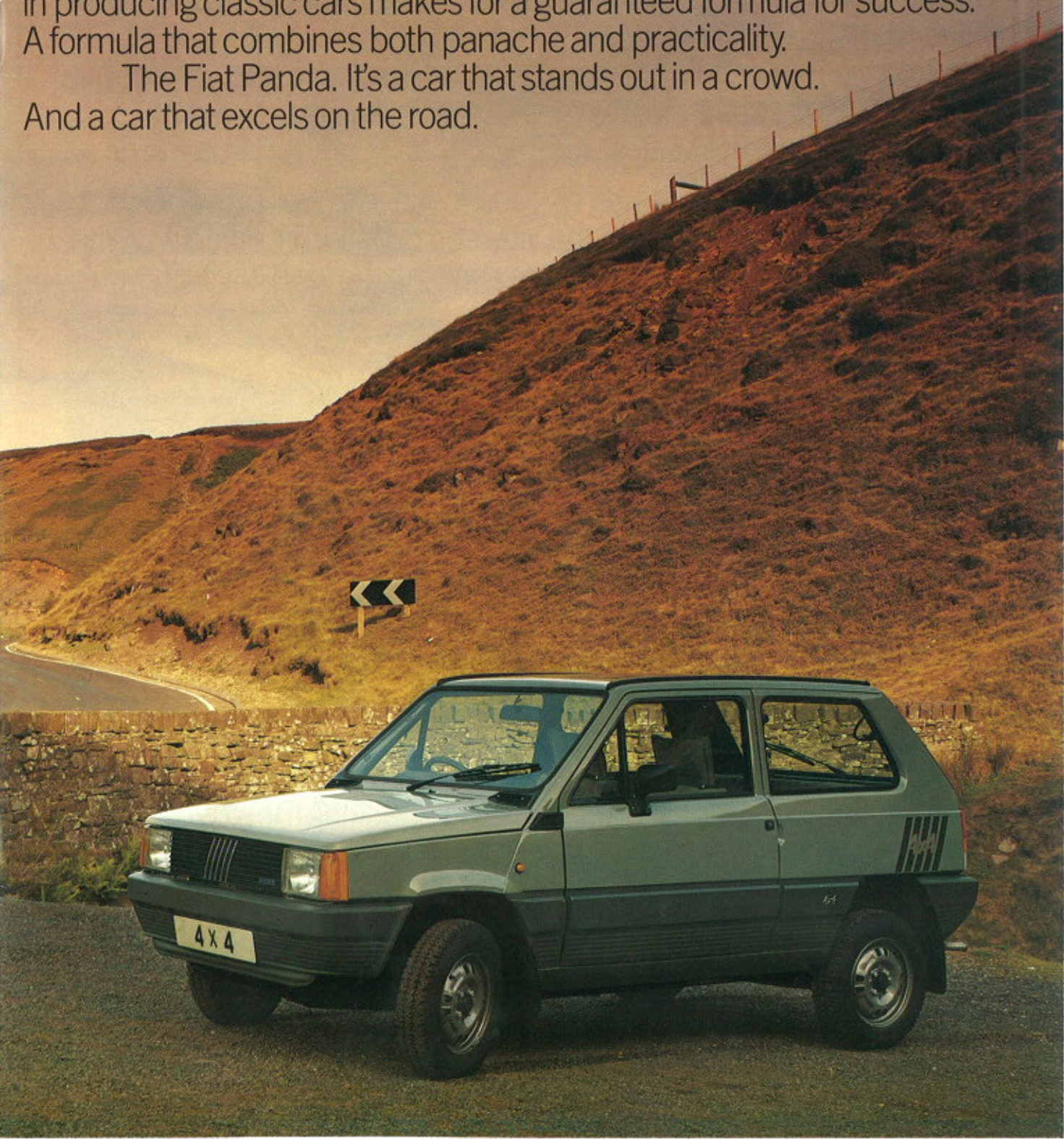


Wheel trims may differ to those shown.

by Fiat's long involvement in Sports Car Racing and Rallying. Practicality that has been shown in classics like the Topolino and the legendary 500.

The chic styling of the Panda along with Fiat's proven excellence in producing classic cars makes for a guaranteed formula for success. A formula that combines both panache and practicality.

The Fiat Panda. It's a car that stands out in a crowd. And a car that excels on the road.



PANDA CL, PANDA SUPER AND

THE DISTINCTIVE STYLE

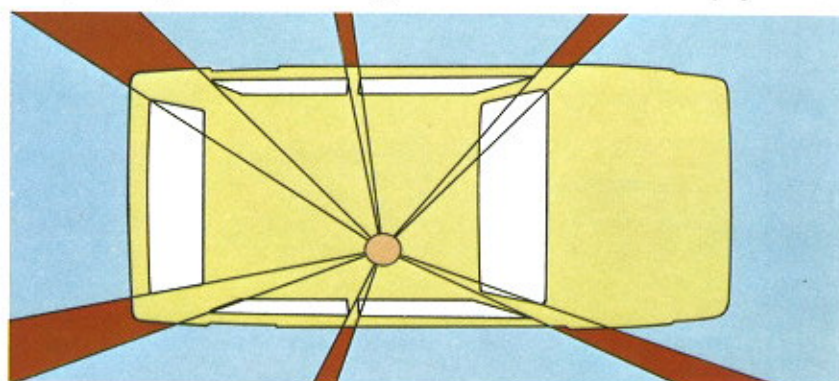
The distinctive and individual style of the Panda is immediately recognisable. The practical body and chic interior are brought together to produce a modern, stylish look that makes other small cars appear very old fashioned.

The name behind this brilliant design is Giorgio Giugiaro, a name associated with some of the world's most distinctive cars.

THE VERSATILE PERFORMANCE

The Panda offers more than its good looks. The well proven 903cc engine on the CL and Super offers the vital combination of efficiency and flexibility. It produces 45bhp at 5,600rpm showing the kind of vitality you'd expect from Fiat.

On the Panda 4x4 the 965cc transversely mounted engine turns out a healthy 48bhp at 5,600rpm delivering the extra power expected from a versatile 4 wheel drive model.



Maximum all round visibility.

And while the Panda may be small in overall size, it's anything but short on specification. All models are equipped with McPherson strut front suspension and rack and pinion steering; while the Super and 4x4 boast a 5 speed gearbox to improve performance and economy. On the Panda 4x4 the 4 wheel drive facility makes it a master at powering through ice and snow, travelling treacherous road surfaces and attacking the steepest hills.

THE BRILLIANT ALL-ROUND ECONOMY

The Panda is bred for economy. Economical to buy, run and service. Fuel consumption figures of 57.6mpg at a steady 56mph on the Panda Super (56.5mpg on the CL and 47.9mpg on the 4x4) demonstrate the remarkably low running costs.

Servicing will also be a pleasure. With service intervals of 12,000 miles and intermediate checks every 6,000 miles, the Panda needs less servicing up to 25,000 miles than any other car in its class.

ND PANDA 4x4.

THE SUPERB INTERIOR

Sit inside the Panda and you'll find it extremely welcoming. The cloth seats show not only Fiat's concern for style, but are also remarkably comfortable.

The fully padded seats on the Super provide more than adequate support for long journeys.

All models are equipped with front seat head restraints, and you'll be amazed at the versatility of the back seat which adapts to everything—from a bag and bottle carrier to a double bed.

THE EXCEPTIONAL SAFETY

Stocky in shape and sturdy by nature, the Panda boasts an impressive range of built-in safety measures.

Independent brake circuits with self adjusting discs at the front and drums at the rear, a rigid passenger compartment, an impact collapsible steering column, and distinctive grey moulded bumpers for added protection.

Structural reinforcements on the Panda 4x4, like the strengthened frame under the front part of the body give the kind of support necessary for a car that's built to travel the toughest terrain.

THE PROVEN RELIABILITY

Like a true Fiat, reliability is a built-in quality of the Panda. Reliability that benefits from Fiat's long experience in the testing world of motor sport.

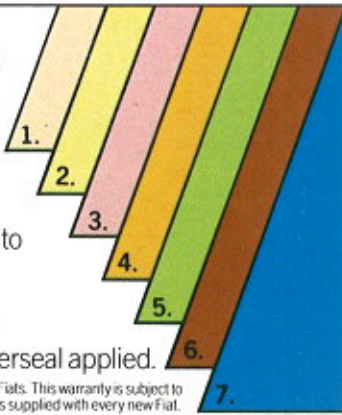
In developing the Panda, Fiat have produced a car with the proven ability to tackle every driving condition. Whether it's travelling the open road, negotiating the rush hour or beating a path across open country, the Panda does it in style.

In addition, all new Fiats carry a full six year anti-perforation warranty

Complete body protection**

- 1 Bodysheal chemically treated.
- 2 Anti-rust paint applied by a full immersion cathaphoretic process.
- 3 Welded joints sealed with special plastic sealer.
- 4 Anti-corrosion wax injected into all box sections.
- 5 Primer.
- 6 Top coat.
- 7 Stone chip resistant PVC underseal applied.


** There is a six year anti-perforation warranty on all new Fiats. This warranty is subject to the conditions as described in the guarantee booklet that is supplied with every new Fiat.



PANDA CL

The CL dashboard is beautifully simple yet informative; the speedometer, fuel gauge, temperature gauge, warning lights and conveniently placed switches for lights, heated rear window and rear window washers and wipers are all clear to see.

Next on the left there are the controls for a highly effective heating and ventilation system to maintain the ideal temperature for both summer and winter driving. Look beneath and you'll find a really useful deep storage



The dashboard of the CL. Simple stylishness. Complete practicality.

pouch that runs the full width of the car. Note the ingenious ashtray that can slide along to the most convenient position.

And to give a really distinctive finish, the CL has smart tinted glass as a standard feature.



PANDA CL

The smart slimline shape of the seats is one of the individual characteristics of the superb interior of the CL.

Their superb design has been developed to maximise driving comfort and offer excellent support for the driver's back – an important detail that you'll no doubt appreciate when driving long distances.

You'll also appreciate the head restraints which are fitted as standard equipment, and the fact that both front seats recline to suit



The distinctive seats of the CL.

driver and front seat passenger. On the practical side, the attractive mixed tweed covering can be removed and washed.

Both front doors have large capacity pockets to store maps and other odds and ends.

Rear seat passengers will appreciate the seat belts, the rear hinged side windows for extra ventilation and a handy parcel shelf behind.

Panache and practicality go hand in hand in the Panda.




Hinged rear side windows and a good sized removable parcel shelf.

PANDA SUPER

Comprehensive and well designed. That's the best way to describe the concise dashboard on the Super.


Everything you need to know is right before you. Speed, fuel level, the engine's water temperature and a well considered warning light console to keep you in the picture on the cars vital functions and give you plenty of warning if anything should go wrong.

Right at your fingertips you'll find the switches for lights and hazard



Everything you need to know set out in a concise comprehensive way.

warning lights, which are illuminated when the side lights come on. There's also a two speed electric fan and, beneath the windscreen, air vents that swivel in all directions. So you're certain to keep warm in winter driving and alert in smooth summer cruising.



PANDA SUPER

Luxury comes to the Super in the shape of beautiful seating. Fully padded and covered in a hardwearing corded cloth, the seats are designed to provide both driver and passenger with excellent all-round support, even when you're going long distances.

The quality seat material is plentiful – extending to front door panels and running the full width of the car in the form of a usefully large front storage pouch.




The fully padded seats provide excellent all round support.

Both front seats recline and are fitted with head restraints as standard equipment to ensure that the journey from A to B is a real driving pleasure. There's also spacious front door storage pockets for stashing maps and books.

While in the back you'll find that there's no shortage of legroom or headroom to comfortably accommodate three adults, with wide armrests which incorporate an ashtray.



There's ample head and legroom for three people to sit comfortably in the back.



For safety, rear seat belts are standard.

PANDA 4x4

The Panda 4x4 shows the same chic style and accomplished performance as the Panda CL and Super. But with the added practical benefits of 4-wheel drive and a more powerful 965cc engine, it's a true town and country vehicle.

You'll find it riding the roughest roads and tracks, climbing hills and banks up to a 1:2 gradient and ploughing its way through ice and snow by simply moving a lever to change from 2- to 4-wheel drive.



A true town and country car.

Fiat Panda

4x4

Yet as well as exhibiting this very workmanlike performance, you'll find that the 4x4 is equally impressive when it's nipping in and out of traffic jams or cutting a dash on the open road.

While having the superb features of the Panda CL and Super, the 4x4 displays real practicalities that go hand in hand with a tough little 4-wheel drive.

There's the larger 965cc engine, which develops 48bhp at 5,600rpm, ideal when you're towing a trailer and powering your way over the roughest terrain.

The crawler first gear really comes into its own when the 4x4 is driving through difficult sticky conditions or climbing over steep banks and hills.

And there are a number of mechanical refinements that really enhance the practical benefits offered by the Panda 4x4.

Stiffer springing in the clutch gives greater reliability, especially in bad driving conditions.


The 3 section propeller shaft makes a significant contribution to the car as a whole adding strength, reliability and quietness.

New bump stops and shock absorbers have been incorporated to give better ride comfort and cope with poor driving conditions.

A strengthened frame under the front of the 4x4 offers essential extra protection.

And if you run your eyes over the outside of the car, you'll notice that the 4x4 has wide rubbing strips and extended wheel arches with mudflaps to guard the paintwork against flying stones and gravel.

Finally, just to show its adaptability to town and country driving, the 4x4 is fitted with 145x13 radial town and country tyres.




The 4 wheel drive lever-located close to the gear lever.

PANDA PERFECTION


Traditionally, small cars are usually lacking somewhat with regard to special features. However, the features of the Panda are certain to exceed the expectations of even the most optimistic small car driver.

Both driver's and passenger's sides are equipped with internally adjustable door mirrors on the Super.

There's a convenient rear view mirror that can be dipped to cut out dazzle, and tinted windows, rear windscreen wiper and washer, digital



Internally adjustable door mirror on both sides.
(Super & 4x4).



Usually only found on larger more expensive cars — a cigar lighter.
(Super & 4x4).



The 5 speed gearbox on the Super and 4x4 that lowers revs and
cuts down on fuel bills.

clock — even a cigar lighter. They're the kind of features you'd only ever expect on more expensive 'luxury' cars. And on the practical side, loading is easy too. The big rear door opens up to a height of almost 6ft, with a loading area flush with the rear bumper.

On the Super and 4x4 you'll no doubt appreciate the advantages of a 5-speed gearbox. And when the sun is shining the Super can offer the enjoyment of the optional fabric sunroof.



Dip the rear view mirror to prevent dazzle.
(Super and 4x4).



A rear wash/wipe to give you a clear view behind.

PANDA PRACTICALITY

Appreciate the versatility of the Panda's back seat. As well as comfortably housing three adults, it adapts to any number of uses.

One moment you've room for a full family's luggage, the next you've a bed, a delivery van, or a shopping basket.



Bags of room for a full family's luggage.






Fold up the rear seats to store larger items.



Remove the back seat, secure the front ones for even more room.



Remove the back seat and the Panda becomes a delivery van.



Tip up the back seat to make a perfect bottle and bag carrier.



Fold down the rear seats and lower the front ones for a double bed.

PANDA SPECIFICATIONS

Tinted windows are no longer available on the Panda 45 CL.

PANDA 4x4

PANDA 45 SUPER

PANDA 45 CL

ENGINE	903 cc	903 cc	965 cc
Bore x Stroke (mm)	65 x 68 mm	65 x 68 mm	67 x 68 mm
Compression Ratio	9:1	9:1	9.2:1
Max. Torque (lb-ft)	45 @ 5,600 rpm	45 @ 5,600 rpm	48 @ 5,600 rpm
Max. Torque (kg-m)	49 lbs ft @ 3,000 rpm	49 lbs ft @ 3,000 rpm	51 lbs ft @ 3,000 rpm
Max. Torque (Nm)	1	4	4
Cylinders	3	3	3
Cylinder Head	Light alloy	Light alloy	Light alloy
Carburettor	Cast iron	Cast iron	Cast iron
Valve Actuation	Weber or Solex Single choke down draught, with manual cold start enrichment.	Weber or Solex Single choke down draught with manual cold start enrichment	Weber twin choke down draught, (Automatic cold start enrichment).
Electric Coil (No. Pkts)	Pushrod - Rockers	Pushrod - Rockers	Pushrod - Rockers
Ignition	•	•	•
Turns Lock to Lock	•	•	•
Front Suspension	3-4	3-4	3-4
Rear Suspension	30" 2 1/2"	30" 2 1/2"	30" 2 1/2"
Independent Brake	Independent MacPherson strut	Independent MacPherson strut	Independent MacPherson strut
Load Proportioning Valve	Tubular dead axle with leaf springs	Tubular dead axle with leaf springs	Leaf axle with leaf springs
Discs front	Discs front	Discs front	Discs front
Discs rear	Discs rear	Discs rear	Discs rear
Wheel Size	4 x 13 ins	4 x 13 ins	4 x 13 ins
Major Service Interval	135 x 13 ins	135 x 13 ins	145 x 13 ins
No. of Gears	4.07:1	4.68:1	5.45:1
Reversing and Protection	4	5	5
Modulo and Fog Lamps	12,000 miles	12,000 miles	12,000 miles
Hazard Warning Light	•	•	•
Side Repeater Indicator	•	•	•
Internally Adjustable Door Mirrors	•	•	•
Driver and Passenger Door Mirrors	•	•	•

REAR SCREEN WASH/WIPE	•	•	•
FUEL TANK CAPACITY	•	•	•
INTERIOR SPECIFICATION			
HEATED REAR SEAT BELTS	•	•	•
FRONT AND REAR VIEW MIRROR	•	•	•
DIPPING REAR VIEW MIRROR	•	•	•
WIPER SPEEDS	1	1	1
ELECTRIC WINDSCREEN WASHERS	•	•	•
TINTED WINDOWS	•	•	•
DIMENSIONS			
LENGTH	11'1"	11'1"	11'1 1/2"
HEIGHT	4'8 3/4"	4'8 3/4"	4'9 1/2"
WIDTH	4'9 1/2"	4'9 1/2"	4'10 1/2"
TRACK FRONT	4'1 1/4"	4'1 1/4"	4'1 1/4"
TRACK REAR	4'1 1/4"	4'1 1/4"	4'1 1/4"
WHEELBASE	7'1"	7'1"	7'1 1/2"
BOOT CAPACITY CU. FT.	9.6	9.6	9.6
REAR SEAT REMOVED CU. FT.	31.9	31.9	31.9
FRONT SEAT REMOVED CU. FT.	38.4	38.4	38.4
COMFORT			
REAR SEAT FOLDED & PARCEL SHELF REMOVED CU. FT.	•	•	•
RECLINING FRONT SEATS	•	•	•
SUN VISORS	•	•	•
CLOTH SEAT TRIM	•	•	•
CORDED CLOTH SEAT TRIM	•	•	•
2-SPEED HEATER	•	•	•
DOOR POCKETS	•	•	•
GRAB HANDLES	•	•	•
CIGAR LIGHTER	•	•	•
PERFORMANCE			
*MAXIMUM SPEED	87 mph	87 mph	84 mph
*Q-62 mph	18.6 seconds	18.6 seconds	18.2 seconds
1 CONSTANT 56 mph FUEL CONSUMPTION	56.5 mpg (5.0 L/100km) (Weber and Solex)	57.6 mpg (4.9 L/100km) (Weber and Solex)	47.9 mpg (5.9 L/100km)
1 CONSTANT 75 mph FUEL CONSUMPTION	40.4 mpg (7.0 L/100km) (Weber)	40.9 mpg (6.9 L/100km) (Solex)	35.8 mpg (7.9 L/100km)
1 URBAN CYCLE FUEL CONSUMPTION	40.4 mpg (7.0 L/100km) (Weber)	39.8 mpg (7.1 L/100km) (Solex)	35.8 mpg (7.9 L/100km)
OPTIONAL EXTRAS			
METALLIC PAINT	•	•	•
SUNROOF	•	•	•

Please note: Radios shown in this brochure are available as optional extras. * Performance figures: Fiat SpA. † These are the Official Fuel Consumption Figures Passenger Car Fuel Consumption Order 1983.

ACCESSORIES



Make your Panda distinctively your own.



In car entertainment.



Detachable aerial.



Rear spoiler.



Range of seat covers.

AFTERCARE

STANDARD VEHICLE WARRANTY All FIAT vehicles carry a 12 month unlimited mileage warranty. During this period, repairs resulting from faulty materials or manufacture will be carried out free of charge.

EXTENDED WARRANTY For a small fee you can add one or two years further major unit warranty, called Mastercover 2 (or for business users, Longrun 2).

SIX YEAR ANTI-PERFORATION WARRANTY Every new FIAT carries a full six year anti-perforation warranty. The routine inspections are free provided your vehicle is serviced at the recommended intervals by a FIAT dealer.

Full details of the above warranties are available from any FIAT dealer.

FREE FIAT RECOVERY SERVICE Should your new FIAT break down within the warranty period, the FIAT dealer-operated recovery service will provide roadside assistance, or recovery to the nearest FIAT dealership.

PARTS AND SERVICE There are over 300 FIAT dealerships nationwide, all listed in Yellow Pages. Each one is staffed by highly skilled FIAT trained technicians.

Naturally, only genuine FIAT parts are used because they will give better service and performance. They are not only the best parts for your FIAT, they are often cheaper too.

A giant computerised warehouse stocked with over 38,000 parts ensures dealers are kept well stocked at all times.

FIAT RENT-A-CAR Many Fiat dealers offer an extensive and highly competitive tariff for self-drive hire. For further information contact your local Fiat dealer or ring Fiat Rent-a-Car Central Enquiries on Uxbridge 51212.

FIAT FLEET Our extensive Fleet operation offers extremely flexible and competitive fleet and leasing agreements tailored to every size and type of company — supported by first class back-up facilities. For more information ring Fiat Fleet on Uxbridge 51212.

FIAT OWNERS' INSURANCE PLAN Underwritten by the Sun Alliance Insurance Group, this offers competitive premiums which can be spread over 12 months. A no claims bonus can be transferred from an existing policy. This is available only through Fiat dealers.

FIAT AND THE DISABLED DRIVER If you are a disabled driver ask your FIAT dealer how our range of vehicles may be adapted to suit your special needs.

DEALER STAMP



Fiat Auto (U.K) Limited, Bakers Court, Bakers Road, Uxbridge UB8 1RG.

The information contained in this brochure was accurate at the date of going to press, January 1985. Fiat, however, reserves the right while preserving the essential characteristics of the models described and illustrated to introduce at any time modifications, changes or details, equipment or accessories as may be considered necessary to improve the model described. Every endeavour will be made to bring the brochure up to date from time to time but in order to avoid any misunderstanding any person interested should enquire of Fiat or a Fiat Dealer as to whether there have been any material alterations since the date of issue of this brochure. Whilst every effort has been made to make all colours of cars and upholstery as near as possible to actual car colours, due to printing processes an exact colour match cannot be guaranteed. Brochure designed and produced by Newton & Godin Limited and printed in England.

40M.JAN.85.