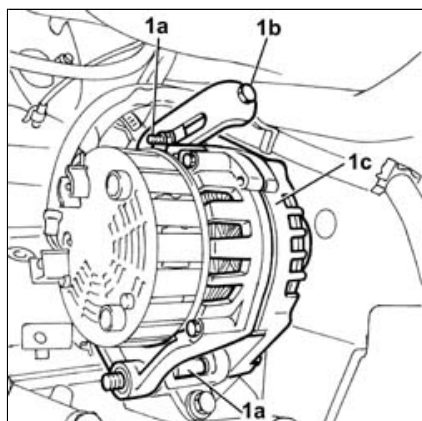


DUCATO 2.8 JTD 8V ALTERNATO/WATER PUMP DRIVE BELT - R+R FOR VERSIONS WITH AIR CONDITIONER 1092B51

[back to ALTERNATOR - R+R FOR VERSIONS WITH AIR CONDITIONER](#)



Removing ([Refitting](#)) Disconnect the negative battery terminal.Op.1092D10CINGHIA COMANDO COMPRESSORE CONDIZIONATORE ARIA - S.R. 1. Loosen bolts (1a) securing the alternator and belt tensioning screw (1b).

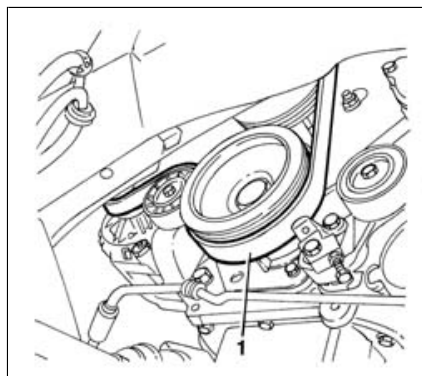
Spanner Sizes

1a (Top) Trunion Clamp
Bolt 13mm spanner
Nut(s) 13mm spanner


1a (Btm) Mounting
Bolt 15mm 75Nm

1b Tension Adjuster
Bolt 13mm spanner

1. Remove the alternator/water pump drive belt.



Refitting ([Removing](#)) Fit the belt.1. Put the belt under tension by adjusting tensioning device (1a).

 After installation, the head of screw (1b) should be in contact with the belt tensioning bracket.

Tighten the bolts fastening the alternator and check the torque.

	Value - daNm	Fastening	Component	Ø
.	(Alternator to mounting) 7.5	Bolt	DRIVE BELT WATER PUMP/ALTERNATOR	M12 X 1.25

Op.1092D10CINGHIA COMANDO COMPRESSORE CONDIZIONATORE ARIA - S.R.Connect the negative battery terminal.