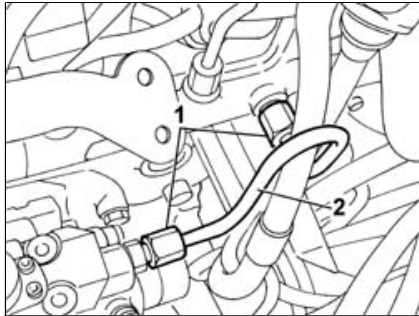






DUCATO 2.0 JTD 8V PRESSURE PUMP/MANIFOLD PIPE - R R 1060F20



 Removing ([Refitting](#) )

1. Undo the connector for the pipe from the return manifold and the connector for the pipe from the pressure pump.
2. Remove the pipe from the pressure pump to the fuel manifold.


 Refitting ([Removing](#) )

- Fit the new pipe from the pressure pump to the fuel manifold.



Each time work is carried out on the pipe from the pressure pump to the fuel manifold it must be replaced with a new one to prevent fuel leaks from the connectors.

- Tighten the connectors on the pressure pump and on the return manifold to torque.

	Value - daNm	Fastening	Component	Ø
.	2	Connector	PRESSURE PUMP LINE TO FUEL MANIFOLD	