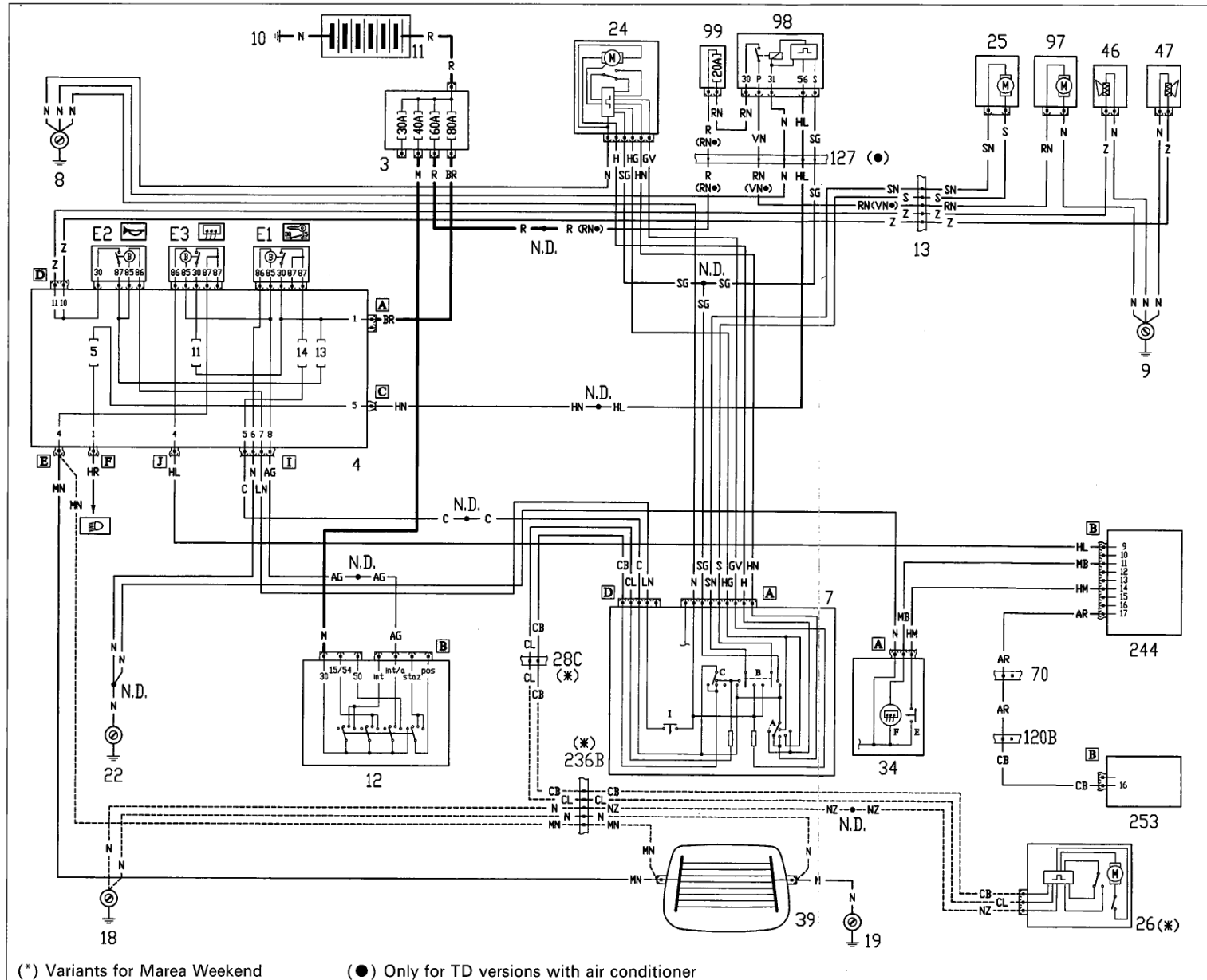
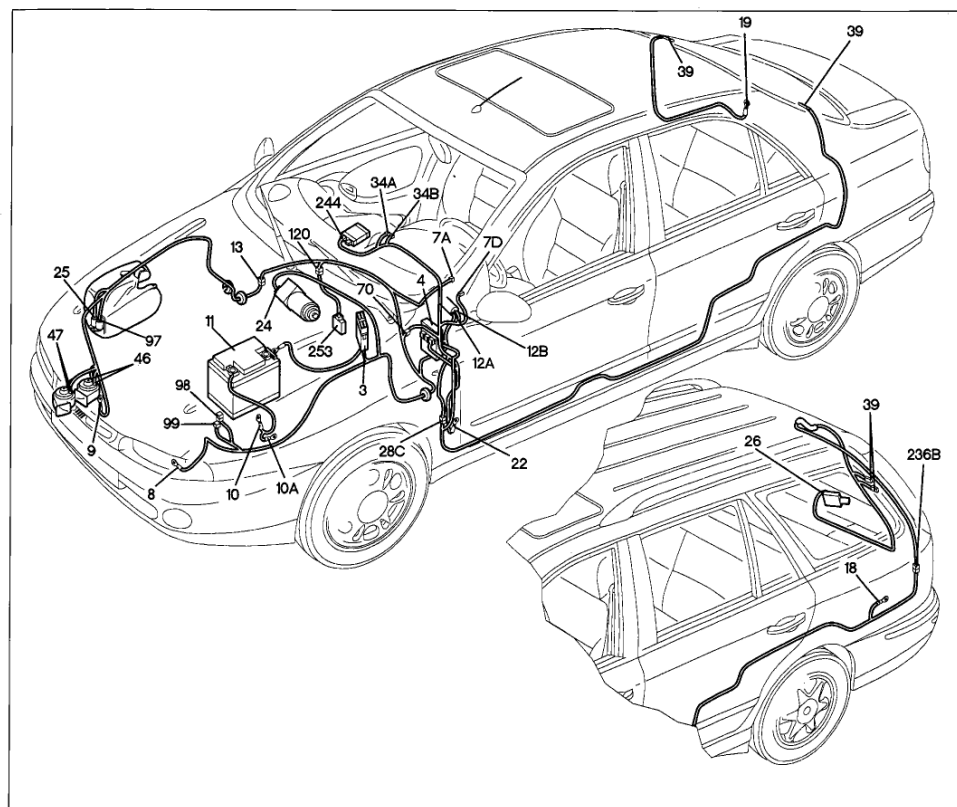


Windscreen wash/wipe - Rear window wash/wipe - Electric horns - Heated rear window - Headlamp washer



55.

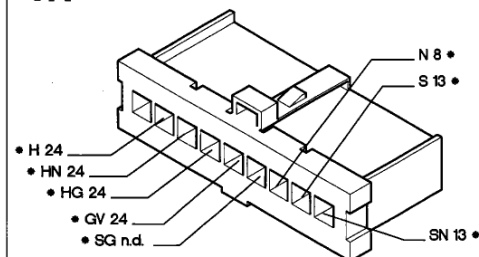


Windscreen wash/wipe - Rear window wash/wipe - Electric horns - Heated rear window - Headlamp washer

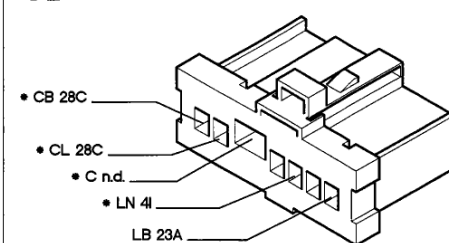
Key to components

- | | |
|---------------------------------------|---|
| 3 Power fuse box | 39 Heated rear window |
| 4 Fuse and relay unit | 46 Low tone left horn |
| 7 Stalk unit | |
| 8 Front left earth | 47 High tone right horn |
| 9 Front right earth | 70 Dashboard/front cables connection |
| 10 Battery earth on engine | 97 Headlamp washer pump |
| 10A Battery earth on body shell | 98 Headlamp washer intermittent switch |
| 11 Battery | 99 Headlamp washer fuse |
| 12 Ignition switch | 120 Air conditioner cables connection |
| 13 Front right/left cables connection | 236 Rear cable/tailgate connection |
| 18 Rear left earth | 244 Integrated services electronic control unit |
| 19 Rear right earth | 253 Climate control system control unit |
| 22 Left dashboard earth | N.D. Ultrasound-soldered joint taped in wiring loom |
| 24 Windscreen wiper motor | |
| 25 Windscreen/rear window wash pump | |
| 26 Rear window wiper motor | |
| 28 Dashboard/rear cables connection | |
| 34 Switch unit | |

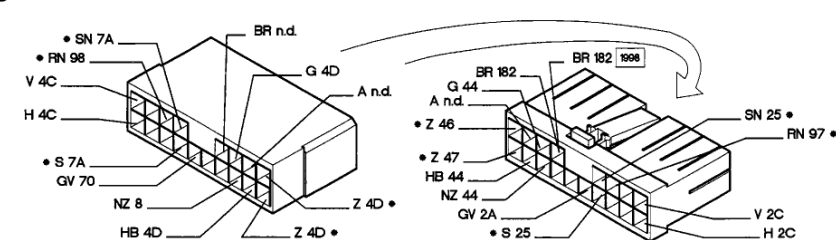
7A Stalk unit



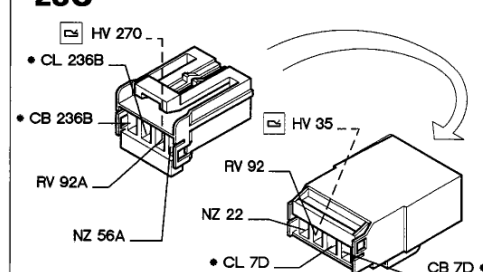
7D Stalk unit



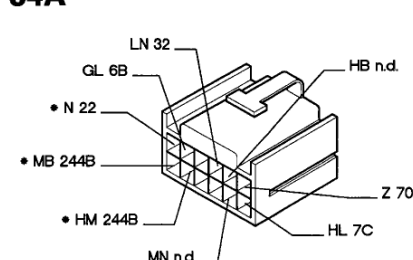
13 Front right/left cables connection



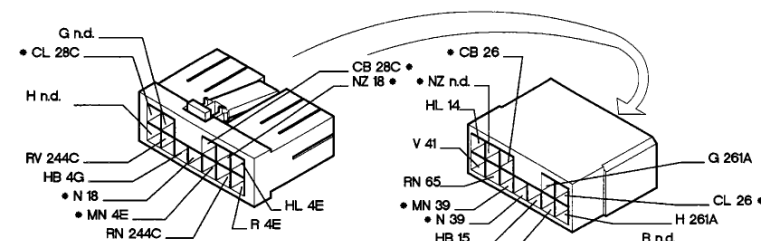
28C Dashboard/rear cables connection



34A Switch unit



236B Rear cable/tailgate connection



* The cables involved in the wiring diagram are marked with an asterisk.

Fuel level gauge and reserve warning light - Handbrake on and low brake fluid warning light - Speedometer - Trip recorder/total mileage counter and reset button - Coolant temperature gauge - Low engine oil pressure warning light - Front brake pad wear warning light - Seat belt warning light

